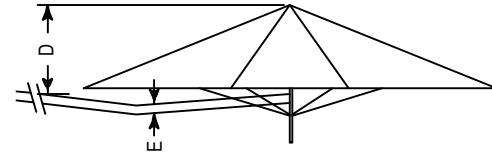
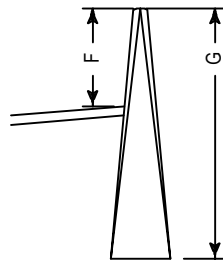


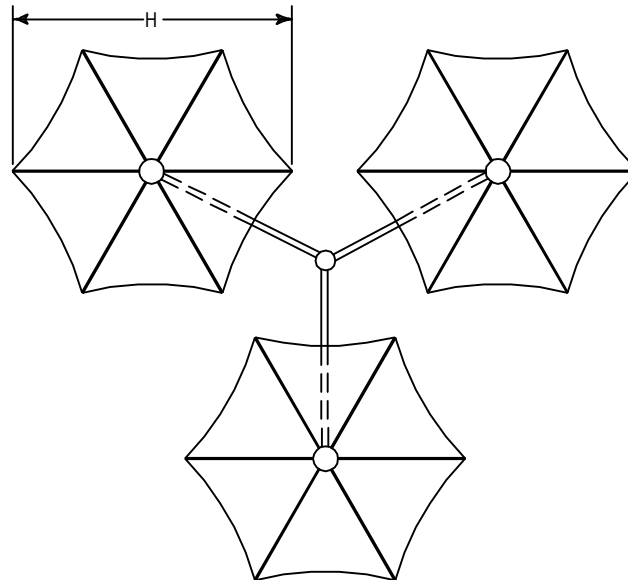
SIDE VIEW - MAX HEIGHT



SIDE VIEW - MIN HEIGHT



SIDE VIEW - CLOSED

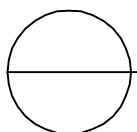


TOP VIEW

	A	B	C	D	E	F	G	H	I (STD.)	I (LONG)
	cm / in	cm / in	cm / ft	cm / ft	cm / in	cm / ft	cm / ft	cm / ft	cm / ft	cm / ft
UMBROSA										
R27 EURO	230 / 7' 6.5"	30 / 11"	70 / 2' 3.5"	45 / 1' 6"	6 / 2.4"	45 / 1' 6"	145 / 4' 9"	270 / 8' 10"	185 / 6' 1"	235 / 7' 9"

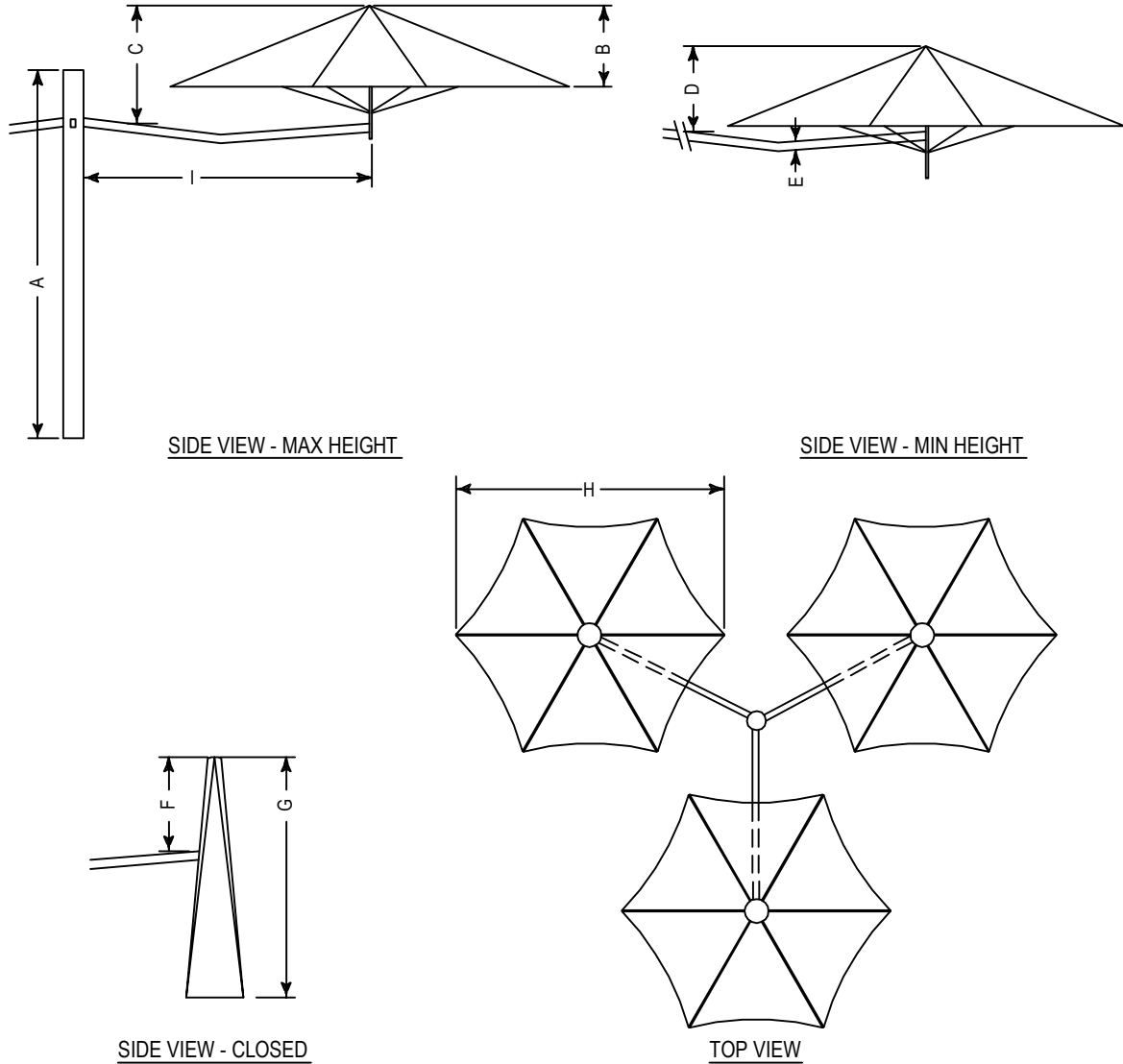
NOTES:

1. INSTALLATION TO BE COMPLETED IN ACCORDANCE WITH MANUFACTURER'S SPECIFICATIONS.
2. ALL IMPERIAL DIMENSIONS ARE METRIC CONVERSIONS AND HAVE BEEN ROUNDED TO THE NEAREST 1". IF EXACT DIMENSIONS ARE REQUIRED, SEE THE UMBROSA METRIC DIMENSIONS.
3. DO NOT SCALE DRAWING.
4. THIS DRAWING IS INTENDED FOR USE BY ARCHITECTS, ENGINEERS, CONTRACTORS, CONSULTANTS AND DESIGN PROFESSIONALS FOR PLANNING PURPOSES ONLY. THIS DRAWING MAY NOT BE USED FOR CONSTRUCTION.
5. ALL INFORMATION CONTAINED HEREIN WAS CURRENT AT THE TIME OF DEVELOPMENT BUT MUST BE REVIEWED AND APPROVED BY THE PRODUCT MANUFACTURER TO BE CONSIDERED ACCURATE.



PARAFLEX MULTIFLEX 3

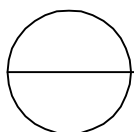
EURO ROUND R27



	A	B	C	D	E	F	G	H	I (STD.)	I (LONG)
UMBROSA	cm / in	cm / in	cm / ft	cm / ft	cm / in	cm / ft	cm / ft	cm / ft	cm / ft	cm / ft
R22 CLASSIC	230 / 7' 6.5"	40 / 16"	70 / 2' 3.5"	45 / 1' 6"	6 / 2.4"	45 / 1' 6"	110 / 3' 7"	220 / 7' 3"	185 / 6' 1"	235 / 7' 9"

NOTES:

1. INSTALLATION TO BE COMPLETED IN ACCORDANCE WITH MANUFACTURER'S SPECIFICATIONS.
2. ALL IMPERIAL DIMENSIONS ARE METRIC CONVERSIONS AND HAVE BEEN ROUNDED TO THE NEAREST 1". IF EXACT DIMENSIONS ARE REQUIRED, SEE THE UMBROSA METRIC DIMENSIONS.
3. DO NOT SCALE DRAWING.
4. THIS DRAWING IS INTENDED FOR USE BY ARCHITECTS, ENGINEERS, CONTRACTORS, CONSULTANTS AND DESIGN PROFESSIONALS FOR PLANNING PURPOSES ONLY. THIS DRAWING MAY NOT BE USED FOR CONSTRUCTION.
5. ALL INFORMATION CONTAINED HEREIN WAS CURRENT AT THE TIME OF DEVELOPMENT BUT MUST BE REVIEWED AND APPROVED BY THE PRODUCT MANUFACTURER TO BE CONSIDERED ACCURATE.

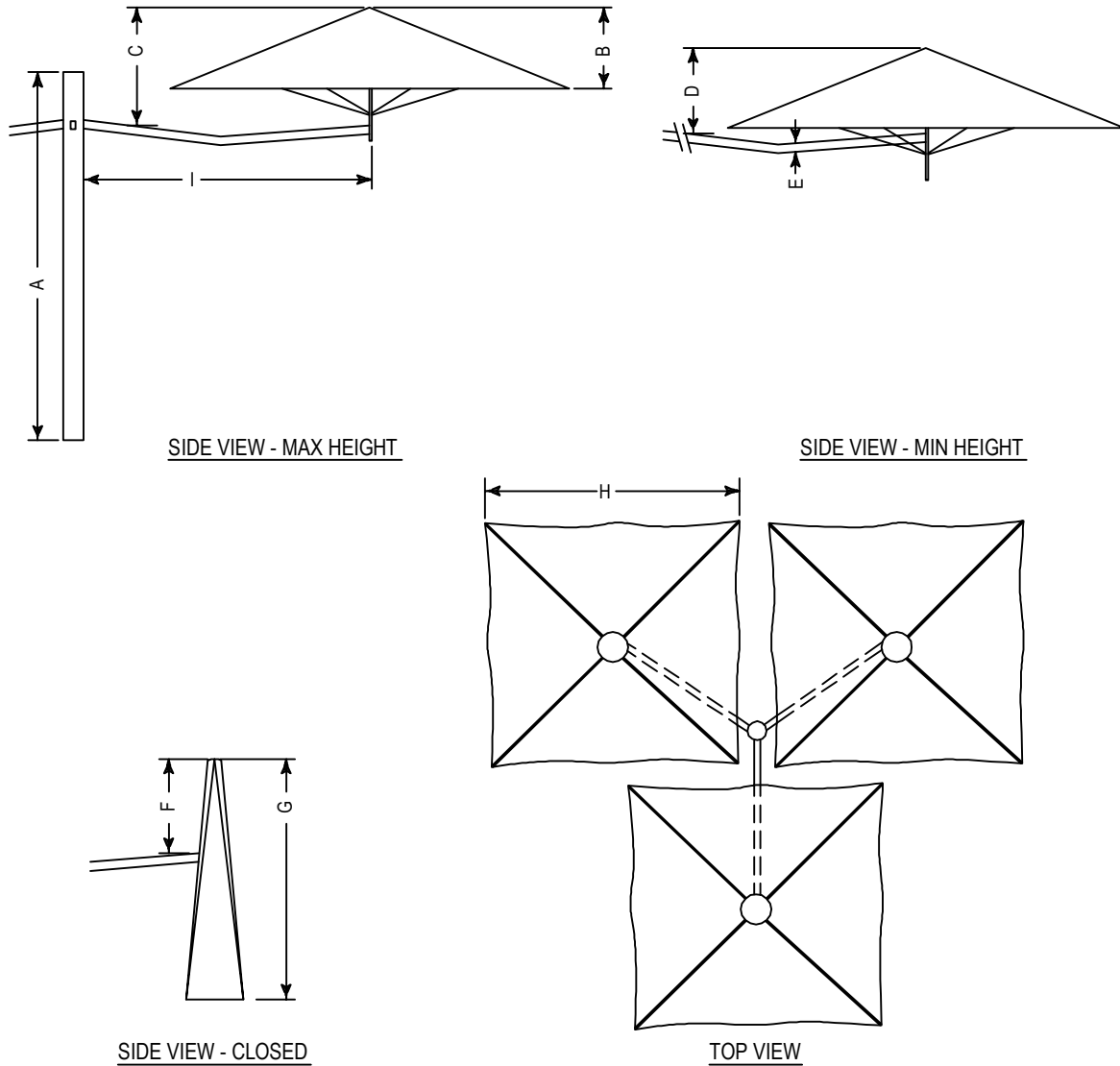


PARAFLEX MULTIFLEX 3

CLASSIC ROUND R22

SHADE SCAPES AMERICAS

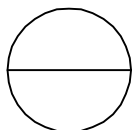
SHADESCAPES AMERICAS
 PO BOX 1012 - 122 EAST BRIDGE ST
 HOTCHKISS, CO 81419
 TOLL FREE: 1-888-217-4446
 FAX: (888) 416-5951
 www.shadescapewaysamericas.com



	A	B	C	D	E	F	G	H	I (STD.)	I (LONG)
UMBROSA	cm / in	cm / in	cm / ft	cm / ft	cm / in	cm / ft	cm / ft	cm / ft	cm / ft	cm / ft
S19 CLASSIC	230 / 7' 6.5"	41 / 16.25"	70 / 2' 3.5"	45 / 1' 6"	6 / 2.4"	45 / 1' 6"	135 / 4' 5"	190 / 6' 3"	185 / 6' 1"	235 / 7' 9"

NOTES:

- INSTALLATION TO BE COMPLETED IN ACCORDANCE WITH MANUFACTURER'S SPECIFICATIONS.
- ALL IMPERIAL DIMENSIONS ARE METRIC CONVERSIONS AND HAVE BEEN ROUNDED TO THE NEAREST 1". IF EXACT DIMENSIONS ARE REQUIRED, SEE THE UMBROSA METRIC DIMENSIONS.
- DO NOT SCALE DRAWING.
- THIS DRAWING IS INTENDED FOR USE BY ARCHITECTS, ENGINEERS, CONTRACTORS, CONSULTANTS AND DESIGN PROFESSIONALS FOR PLANNING PURPOSES ONLY. THIS DRAWING MAY NOT BE USED FOR CONSTRUCTION.
- ALL INFORMATION CONTAINED HEREIN WAS CURRENT AT THE TIME OF DEVELOPMENT BUT MUST BE REVIEWED AND APPROVED BY THE PRODUCT MANUFACTURER TO BE CONSIDERED ACCURATE.



PARAFLEX MULTIFLEX 3

CLASSIC SQUARE S19