








### HOW TO TAKE CARE OF YOUR UMBRELLA

This document explains how and why you need to maintain your Umbrosa umbrella. Please follow the instructions carefully in order to continue enjoying your umbrella.









### TIPS FOR EVERYDAY USE

1. Always make sure your hands are clean when using the umbrella.
2. When opening the umbrella, be aware of the surroundings.  
Make sure the ribs are not obstructed.
3. Do not put a protection cover over a wet umbrella, this might cause mould.  
In all other circumstances use the strap and protection cover.
4. Never leave the umbrella unattended!
5. Avoid water that can gather on the umbrella canopy. Put in tilted position in case of rain.
6. Please store your umbrella in a dry and clean place during the winter months.

# MATERIALS AND MAINTENANCE GUIDE

				
	Glass fibre rods		Winter stock check and spring check	Only clean when dirty. Wear gloves when cleaning. Use a wet soft sponge and mild soap to remove stains. Never use an abrasive sponge or cleaner because this will loosen the fibers.
	Bolts		Winter stock check and spring check	Check all visible bolts. For example bolts: <ul style="list-style-type: none"> <li>- holding the glass fiber ribs</li> <li>- of the spigot on the rotation base</li> <li>- holding the pole on the spigot (back of the pole)</li> </ul> Never overtorque the bolts, just turn until you feel some resistance. Do not adjust the bolt and nut holding the rotation plates!
	Solidum/ Sunbrella	We choose for highest quality fabrics. Extensive research, testing and years of experience have proven that solution-died acrylic fabrics are the best for Umbrosa products. Apart from the existing Sunbrella range, Umbrosa, in cooperation with Dickson, has developed its own fabric with excellent warranty conditions. This fabric is called 'Solidum'.	Spilled liquids immediately	It is best to clean spilled liquids immediately by using a sheet of absorbent kitchen paper. The water-resistant coating on the Sunbrella and Solidum fabric prevents droplets from penetrating into the fabric.
			Bird poop immediately	Brush off loose dirt. Then use a cleaning solution of water and mild soap and clean with a soft bristle brush. Allow the cleaning solution to soak into the fabric. Rinse thoroughly until all soap residue is removed. Air dry.
			3 months	Rinse of all dirt with tap water and wipe dry with a soft cloth.
	Stainless steel 316 Brush polished	Also named AISI 316, A4 steel or marine grade steel. This is the highest quality of corrosion resistant steel available on the commercial market and is resistant to chlorides (swimming pools and tap water), acid rain and salt. However, periodic maintenance is required to avoid superficial corrosion.	1-3 months (seaside – in land)	Clean with a stainless steel cleaner. Follow the instructions of your stainless steel cleaner.

# MATERIALS AND MAINTENANCE GUIDE

				
	Structured powder coating on : - Stainless steel 316 - Galvanised steel	The impact of sharp objects can damage the coating. Scratches or dents can be touched up with paint pens. However this only camouflages the scratches without removing them.	Winter stock check and spring check	Brush off encrusted dirt. Then use a soft cloth, mild detergent and water to remove the stains. Wipe dry with a soft cloth. Never use an abrasive sponge or cleaner because this will damage the coating layer and leave matt spots that will not disappear.
			Winter stock check and spring check	Only do this when there are scratches. Order a special paint pen. Brush off encrusted dirt. Then use a soft cloth, mild detergent and water to remove the stains. Wipe dry. Tip with the brush with the correct colour. Only apply on the scratch itself, very locally. Let dry out well. When not sure about the correct colour, first try on an invisible spot.
	Anodized aluminum	Anodization is the best protection against corrosion. Red rust is impossible on anodized aluminum. The anodization layer is also self-healing. In case of scratches the anodization skin will close itself.	Winter stock check and spring check	Brush off encrusted dirt. Then use a soft cloth, mild detergent and water to remove the stains. Wipe dry with a soft cloth. Never use an abrasive sponge or cleaner because this will damage the anodization layer and leave spots that will never disappear.
	Galvanised steel	Galvanisation is the most durable method for protecting metal from rusting. The metal is immersed in a zinc bath which results in a protective layer. If the layer gets damaged, the metal under it will start rusting. However, any damage can be touched up with zinc paint available at any DIY store. Galvanised steel has a very long life span and is recyclable.	Winter stock check and spring check	Brush off encrusted dirt. Then use a soft cloth, mild detergent and water to remove the stains. Wipe dry with a soft cloth.
	Inside of the pole Inside moving parts		Every 1-3 months	Remove all loose dirt from the inside of the pole with a soft brush. Then clean with tap water, mild soap and a soft cloth. Dry with a soft cloth. <b>DO NOT</b> use any lubricant on any parts except when explicitly noted in the manual.