



	SILVER ALUMINUM PAINT	PEWTER ALUMINUM PAINT	SILVER ANODIZED ALUMINUM
--	-----------------------	-----------------------	--------------------------

FRAME FINISH OPTIONS

ABRI	●		
CORSICA		●	●
PAVILION			●
CABRIO			●
TERRACE CONCEPT			●

/ AVAILABLE SIZES

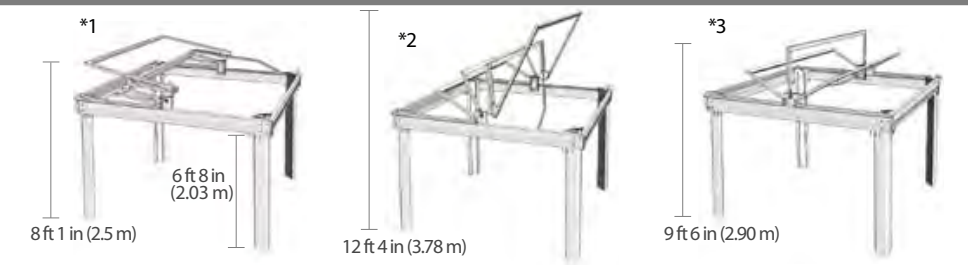
- ABRI
- CORSICA
- CABRIO
- TERRACE CONCEPT

	REFERENCE	HEAD CLEARANCE	HEIGHT - ROOF OPENED *1	SPACE REQUIRED *2 TO RETRACT ROOF	HEIGHT - ROOF CLOSED *3	STRUCTURE
TERRACE CONCEPT (DOUBLE RAIL SYSTEM - RETRACTABLE ROOF)						
7 ft x 10 ft (2.13 m x 3.00 m)	22.CT.0710	7 ft 4 in (2.24 m)	8 ft 9 in (2.67 m)	11 ft 8 in (3.56 m)	9 ft 7 in (2.92 m)	*1
7 ft x 12 ft (2.13 m x 3.66 m)	22.CT.0712	7 ft 4 in (2.24 m)	8 ft 9 in (2.67 m)	11 ft 8 in (3.56 m)	9 ft 7 in (2.92 m)	
7 ft x 14 ft (2.13 m x 4.27 m)	22.CT.0714	7 ft 4 in (2.24 m)	8 ft 9 in (2.67 m)	11 ft 8 in (3.56 m)	9 ft 7 in (2.92 m)	
8 ft x 10 ft (2.45 m x 3.00 m)	22.CT.0810	7 ft 4 in (2.24 m)	8 ft 9 in (2.67 m)	12 ft 2 in (3.71 m)	9 ft 9 in (2.97 m)	*2
8 ft x 12 ft (2.45 m x 3.66 m)	22.CT.0812	7 ft 4 in (2.24 m)	8 ft 9 in (2.67 m)	12 ft 2 in (3.71 m)	9 ft 9 in (2.97 m)	
8 ft x 14 ft (2.45 m x 4.27 m)	22.CT.0814	7 ft 4 in (2.24 m)	8 ft 9 in (2.67 m)	12 ft 2 in (3.71 m)	9 ft 9 in (2.97 m)	
9 ft x 10 ft (2.75 m x 3.00 m)	22.CT.0910	7 ft 4 in (2.24 m)	8 ft 9 in (2.67 m)	12 ft 8 in (3.86 m)	10 ft (3.05 m)	*3
9 ft x 12 ft (2.75 m x 3.66 m)	22.CT.0912	7 ft 4 in (2.24 m)	8 ft 9 in (2.67 m)	12 ft 8 in (3.86 m)	10 ft (3.05 m)	
9 ft x 14 ft (2.75 m x 4.27 m)	22.CT.0914	7 ft 4 in (2.24 m)	8 ft 9 in (2.67 m)	12 ft 8 in (3.86 m)	10 ft (3.05 m)	
10 ft x 10 ft (3.00 m x 3.00 m)	22.CT.1010	7 ft 4 in (2.24 m)	8 ft 9 in (2.67 m)	13 ft (3.96 m)	10 ft 2 in (3.10 m)	*3
10 ft x 12 ft (3.00 m x 3.66 m)	22.CT.1012	7 ft 4 in (2.24 m)	8 ft 9 in (2.67 m)	13 ft (3.96 m)	10 ft 2 in (3.10 m)	
10 ft x 14 ft (3.00 m x 4.27 m)	22.CT.1014	7 ft 4 in (2.24 m)	8 ft 9 in (2.67 m)	13 ft (3.96 m)	10 ft 2 in (3.10 m)	



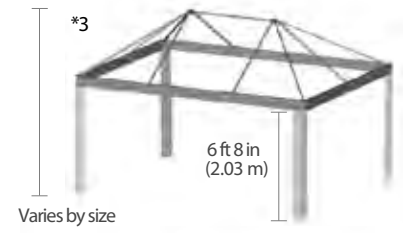
ENDLESS CABANA COMBINATIONS

	REFERENCE	HEAD CLEARANCE	HEIGHT - ROOF OPENED *1	SPACE REQUIRED *2 TO RETRACT ROOF	HEIGHT - ROOF CLOSED *3	STRUCTURE
CABRIO (DOUBLE RAIL SYSTEM - RETRACTABLE ROOF)						
10 ft x 10 ft (3.00 m x 3.00 m)	22.C.1010	6 ft 8 in (2.03 m)	8 ft 1 in (2.5 m)	12 ft 4 in (3.78 m)	9 ft 6 in (2.90 m)	*1
10 ft x 12 ft (3.00 m x 3.66 m)	22.C.1012	6 ft 8 in (2.03 m)	8 ft 1 in (2.5 m)	12 ft 4 in (3.78 m)	9 ft 6 in (2.90 m)	
10 ft x 14 ft (3.00 m x 4.27 m)	22.C.1014	6 ft 8 in (2.03 m)	8 ft 1 in (2.5 m)	12 ft 4 in (3.78 m)	9 ft 6 in (2.90 m)	

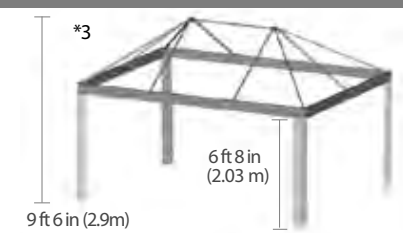


	REFERENCE	HEAD CLEARANCE	HEIGHT - ROOF OPENED *1	SPACE REQUIRED *2 TO RETRACT ROOF	HEIGHT - ROOF CLOSED *3	STRUCTURE
CORSICA (DOUBLE RAIL SYSTEM - FIXED ROOF)						
10 ft x 12 ft (3.00 m x 3.66 m)	22.P.1012	6 ft 8 in (2.03 m)	-	-	9 ft 5 in (2.87 m)	*3
10 ft x 14 ft (3.00 m x 4.27 m)	22.P.1014	6 ft 8 in (2.03 m)	-	-	9 ft 5 in (2.87 m)	
11 ft x 15 ft (3.35 m x 4.57 m)	22.P.1115	6 ft 8 in (2.03 m)	-	-	9 ft 8 in (2.95 m)	
12 ft x 18 ft (3.66 m x 5.87 m)	22.P.1218	6 ft 8 in (2.03 m)	-	-	9 ft 8 in (2.95 m)	
15 ft x 20 ft (4.57 m x 6.10 m)	22.P.1520	6 ft 8 in (2.03 m)	-	-	10 ft 4 in (3.15 m)	

Corsica also available in Terrace Concept height. Add 6" to height/roof closed dimensions.



	REFERENCE	HEAD CLEARANCE	HEIGHT - ROOF OPENED *1	SPACE REQUIRED *2 TO RETRACT ROOF	HEIGHT - ROOF CLOSED *3	STRUCTURE
ABRI (SINGLE RAIL SYSTEM - FIXED ROOF)						
10 ft x 10 ft (3.00 m x 3.00 m)	22.PSP.1010.S	6 ft 8 in (2.03 m)	-	-	9 ft 6 in (2.90 m)	*3
10 ft x 12 ft (3.00 m x 3.66 m)	22.PSP.1012.S	6 ft 8 in (2.03 m)	-	-	9 ft 6 in (2.90 m)	
10 ft x 14 ft (3.00 m x 4.27 m)	22.PSP.1014.S	6 ft 8 in (2.03 m)	-	-	9 ft 6 in (2.90 m)	



Custom sizes available upon request. ** Curtain Height: Terrace Concept - Velcro® curtain: 89 in (2.26 m) / pulley curtain: 87 in (2.21 m)
 Abri, Corsica, Cabrio - Velcro® curtain: 81 in (2.06 m) / pulley curtain: 79 in (2.01 m)