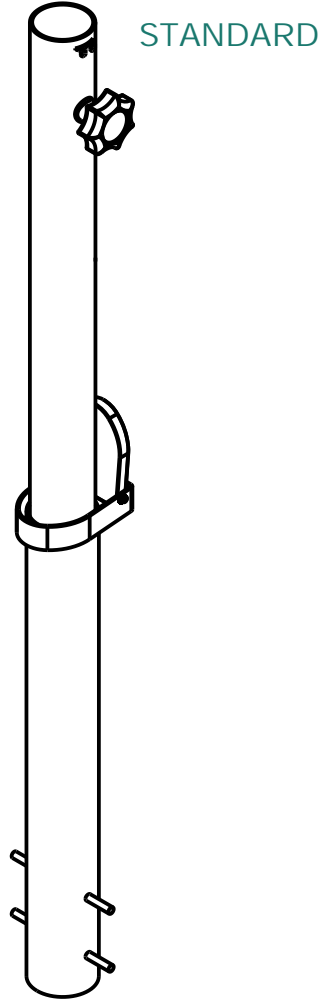


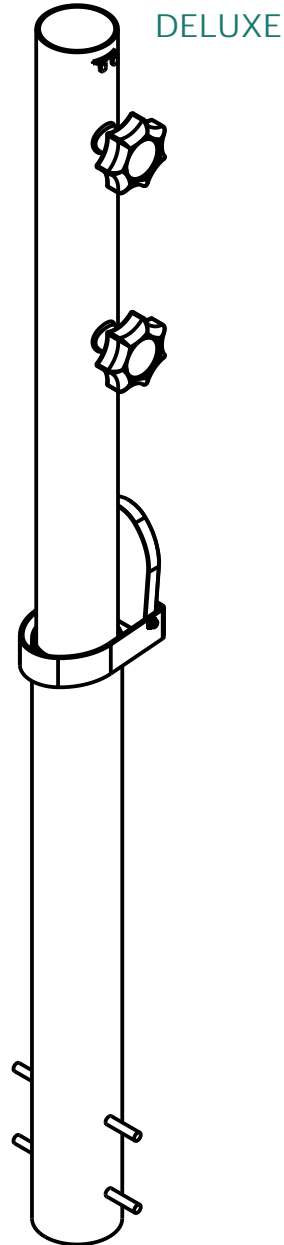


# WOODLINE BAYONET STANDS

(SEE OVERLEAF FOR INSTALLATION DIAGRAM.)



Item Code: SMALL 04294  
Item Code: MEDIUM 04292  
Item Code: LARGE 04290



Item Code: SMALL 04288  
Item Code: MEDIUM 04287  
Item Code: LARGE 04286

## PACKED WEIGHT & DIMENSIONS

### SMALL

Height: 2.76 inches (70 mm)  
Width: 4.72 inches (120 mm)  
Depth: 36.22 inches (920 mm)  
Weight: 8.82 pounds (4 Kg)

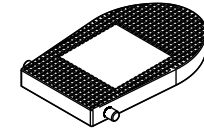
### MEDIUM

Height: 3.74 inches (95 mm)  
Width: 5.12 inches (130 mm)  
Depth: 40.94 inches (1040 mm)  
Weight: 12.12 pounds (5.5Kg)

### LARGE

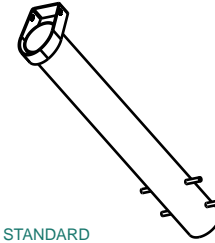
Height: 3.94 inches (100 mm)  
Width: 5.12 inches (130 mm)  
Depth: 40.94 inches (1040 mm)  
Weight: 14.33 pounds (6.5 Kg)

## PARTS LIST



1 x RUBBER  
LID FOR HOLE


Item Code: 00854



1 x IN GROUND  
BASE

STANDARD  
Item Code: SMALL 10059  
Item Code: MEDIUM 10055  
Item Code: LARGE 10056

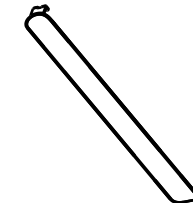
DELUX  
Item Code: SMALL 10055  
Item Code: MEDIUM 10051  
Item Code: LARGE 10048



1 x BAYONET  
STAND


STANDARD  
Item Code: SMALL 05370  
Item Code: MEDIUM 10057  
Item Code: LARGE 08188

DELUX  
Item Code: SMALL 10053  
Item Code: MEDIUM 00837  
Item Code: LARGE 08560



1 x SHOE HORN  
(ALREADY FITTED INTO  
BAYONET BASE)

Item Code: 02367



1 x FASTENING  
WHEEL  
(2 x FOR DELUXE)

Item Code: 02908



# WOODLINE BAYONET INSTALLATION DIAGRAM

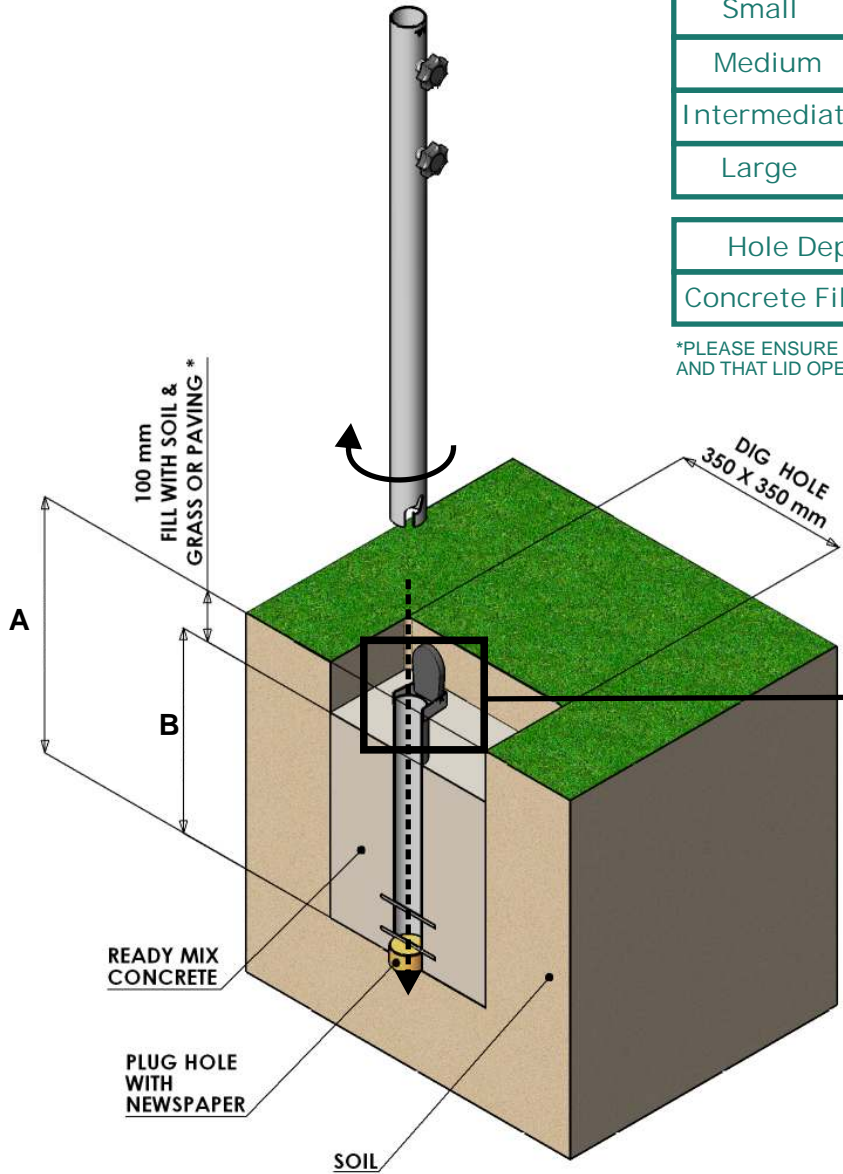


Bayonet Stand - Dimensions and Specs

	STANDARD		DELUXE		To Suite Pole OD	
	Above Ground Tube Length	In Ground Tube Length	Above Ground Tube Length	In Ground Tube Length	Metric mm	Imperial Inches
Small	700	400	860	500	38	1.5"
Medium	700	400	975	500	48	1.9"
Intermediate	700	400	975	500	50.8	2.0"
Large	700	400	975	500	60.3	2.4"

Hole Depth	A	400	A	500
Concrete Fill Level	B	300	B	400

\*PLEASE ENSURE THAT THE SOIL, PAVING OR GRASS IS LEVEL WITH THE TOP OF THE IN GROUND BASE AND THAT LID OPENS AND CLOSES WITHOUT OBSTRUCTION.



MAKE SURE RUBBER HINGES ARE CLEAR & MOVE FREELY

