


woodline
it's better outside

WOODLINE PICOLLO SPIGOT

(SEE OVERLEAF FOR ASSEMBLY DIAGRAM.)

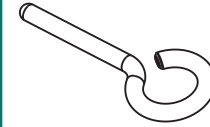


Item Code: 13996

PACKED WEIGHT & DIMENSIONS

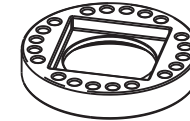
Height: 22.05 inches (560 mm)
Width: 8.27 inches (210 mm)
Depth: 8.27 inches (210 mm)
Weight: 9.4 pounds (4.25 Kg)

PARTS LIST



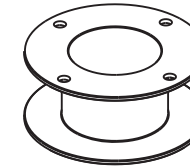
1 x INDEX
LOCKING PIN

Item Code: 19163



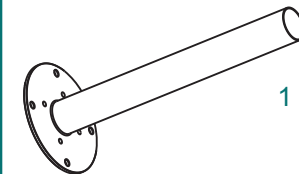
1 x NYLON
INDEX RING

Item Code: 09162




1 x INDEX
SPACER
*See Notes

Item Code: 13997




1 x PICOLLO
SPIGOT

Item Code: 14001



4 x M10 x 16
COUNTERSUNK
BOLTS

Item Code: 14039

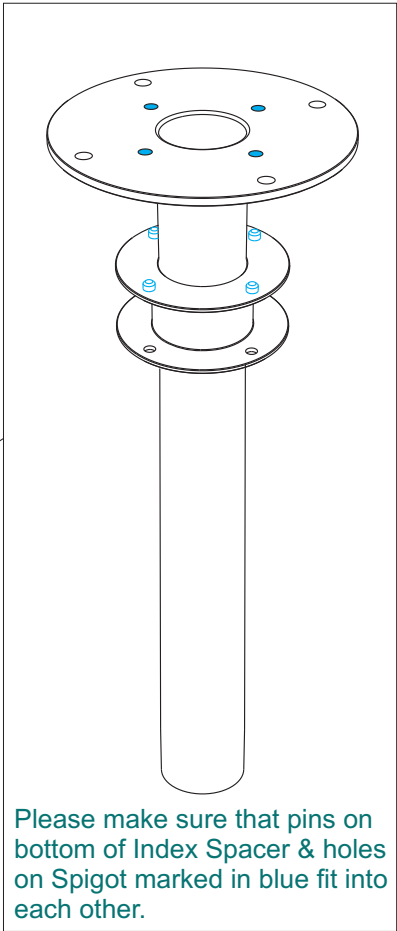
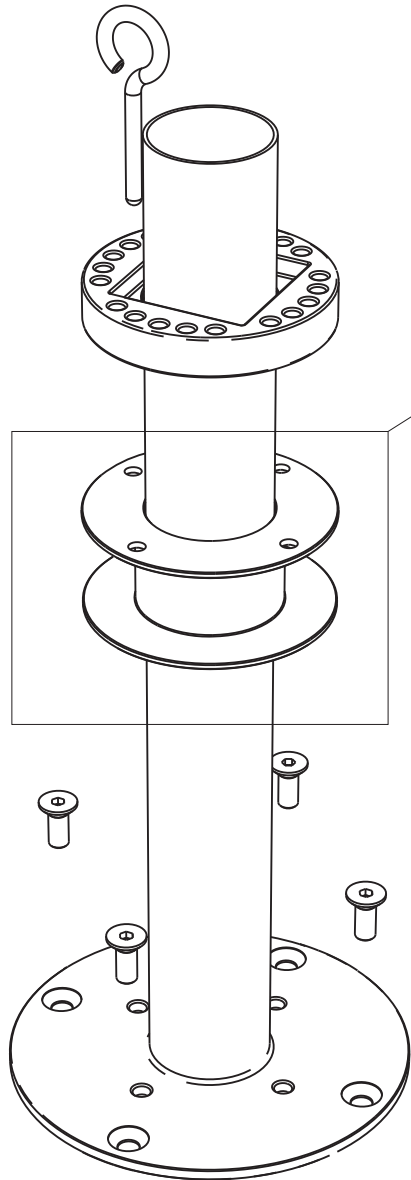


1 x ALLEN KEY
Size 6

Item Code: 01889



WOODLINE PICOLLO SPIGOT ASSEMBLY INSTRUCTIONS



- NOTES**
1. The spacer is used to raise the structure +/- 3 inches above ground level.
 2. Spacer is used when bolting spigot directly to floor, deck or inground stand.
 3. Spacer should be removed when spigot is bolted onto a movable base.

